



**KEDIA** ADVISORY

# DAILY COTTON REPORT

24 Dec 2024

- **COTTON**
- **COCUDAKL**
- **KAPAS**
- **COTWASOIL**

**Kedia Stock & Commodities Research Pvt. Ltd.**

Research Advisory | White Labelling | Digital Marketing



## Cotton Complex

Commodity	Expiry	Open	High	Low	Close	% Change
COTTONCANDY	31-Jan-25	54240.00	54450.00	54240.00	54380.00	0.83
COCUDA KL	20-Jan-25	2,665.00	2,705.00	2,660.00	2,698.00	0.97
COCUDA KL	20-Feb-25	2,689.00	2,729.00	2,687.00	2,724.00	1.08
KAPAS	30-Apr-25	1,489.00	1,500.00	1,488.00	1,495.00	0.61
COTWASOIL	20-Jan-25	1,177.90	1,195.00	1,161.20	1,181.80	1.88

## International Rates

Commodity	Price	Open	High	Low	% Chg
US COTTON	69.44	68.22	69.86	68.22	1.99
ZCE COTTON	13365.00	13325.00	13425.00	13300.00	0.22
ZCE COTTON YARN	18830.00	18780.00	18855.00	18780.00	0.08

Cottoncandy prices rose by 0.83% to settle at ₹54,380 per candy, supported by short covering after previous declines. Global cotton production for the 2024-25 season is projected to increase by over 1.2 million bales, reaching 117.4 million bales, driven by higher outputs in India and Argentina. Cotton yarn prices in South India showed strength due to increasing demand from garment industries and strong export orders. However, North Indian states like Punjab, Haryana, and Rajasthan saw a 43% decline in kapas arrivals till November 30, compared to the same period last year, causing supply concerns across the chain. The Cotton Association of India (CAI) has maintained cotton consumption estimates at 313 lakh bales for the 2024-25 season, with pressing estimates stable at 302.25 lakh bales. Cotton imports are projected to rise significantly to 25 lakh bales compared to 15.20 lakh bales last year. By November 30, approximately 9 lakh bales had already arrived at Indian ports. The closing stock for September 2025 is expected to drop to 26.44 lakh bales from 30.19 lakh bales in the previous year. Globally, world cotton consumption and ending stocks have been revised higher, while beginning stocks were reduced. The market exhibited fresh buying as open interest rose 0.29% to 346 contracts while prices gained ₹450. Cottoncandy finds support at ₹54,270, with further tests possible at ₹54,150. Resistance is anticipated at ₹54,480, and a breakout above could see prices testing ₹54,570.

## Spot Rates

Commodity	Location	Price	% Chg
29 mm Cotton	राजकोट	25,540.95	-0.04
29 mm Cotton	कादी	25,624.30	0.51

## Open Interest Snapshot

Commodity	Expiry	% Change	% Oi Change	Oi Status
COTTONCANDY	31-Jan-25	0.83	0.29	Fresh Buying

## Technical Chart



**BUY COTTONCANDY JAN @ 54200 SL 53800 TGT 54600-54900. MCX**

## Trading Levels

Commodity	Expiry	Close	R2	R1	PP	S1	S2
COTTONCANDY	31-Jan-25	54380.00	54570.00	54480.00	54360.00	54270.00	54150.00

Spot Rates

Commodity	Location	Price	% Chg
Cotton Seed Oilcake	आकोला	2,667.05	-0.01
Cotton Seed Oilcake	कादी	2,695.40	1.2

Open Interest Snapshot

Commodity	Expiry	% Change	% Oi Change	Oi Status
COCUDAKL	20-Jan-25	0.97	0.51	Fresh Buying
COCUDAKL	20-Feb-25	1.08	21.53	Fresh Buying

Technical Chart



**BUY COCUDAKL JAN @ 2680 SL 2640 TGT 2720-2750. NCDEX**

Trading Levels

Commodity	Expiry	Close	R2	R1	PP	S1	S2
COCUDAKL	20-Jan-25	2,698.00	2733.00	2688.00	2688.00	2671.00	2643.00
COCUDAKL	20-Feb-25	2,724.00	2755.00	2713.00	2713.00	2697.00	2671.00

## Spot Rates

Commodity	Location	Price	% Chg
Kapas	राजकोट	1,398.50	-0.05
Kapas	कादी	1,407.15	0.07

## Open Interest Snapshot

Commodity	Expiry	% Change	% Oi Change	Oi Status
KAPAS	30-Apr-25	0.61	2.21	Fresh Buying

## Technical Chart



**BUY KAPAS APR @ 1490 SL 1480 TGT 1500-1510. NCDEX**

## Trading Levels

Commodity	Expiry	Close	R2	R1	PP	S1	S2
KAPAS	30-Apr-25	1,495.00	1506.00	1500.00	1494.00	1488.00	1482.00

## Spot Rates

Commodity	Location	Price	% Chg
Cotton Wash Oil - Kadi	कादी	1,175.45	1.04

## Open Interest Snapshot

Commodity	Expiry	% Change	% Oi Change	Oi Status
COTWASOIL	20-Jan-25	1.88	0.00	Short Covering

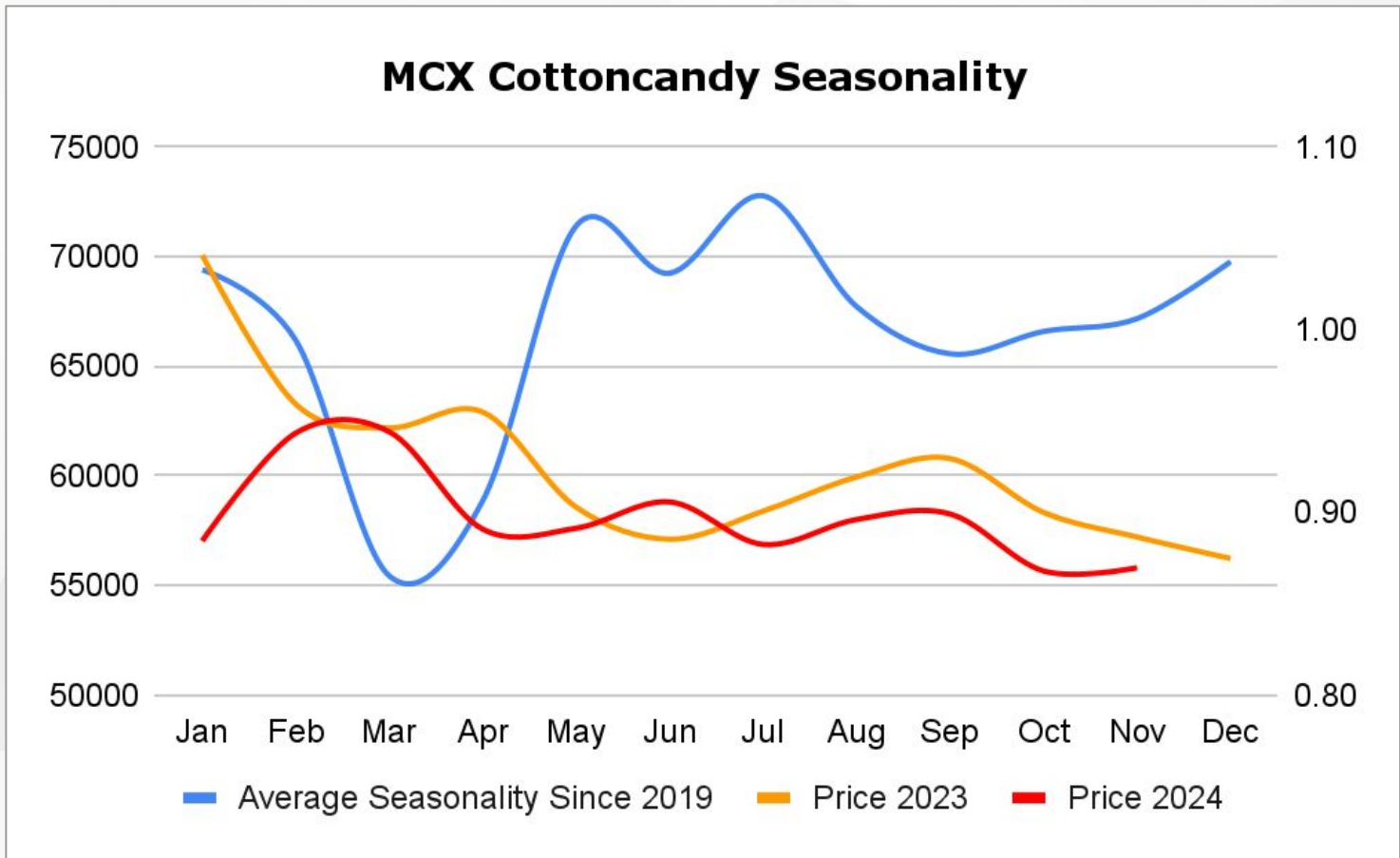
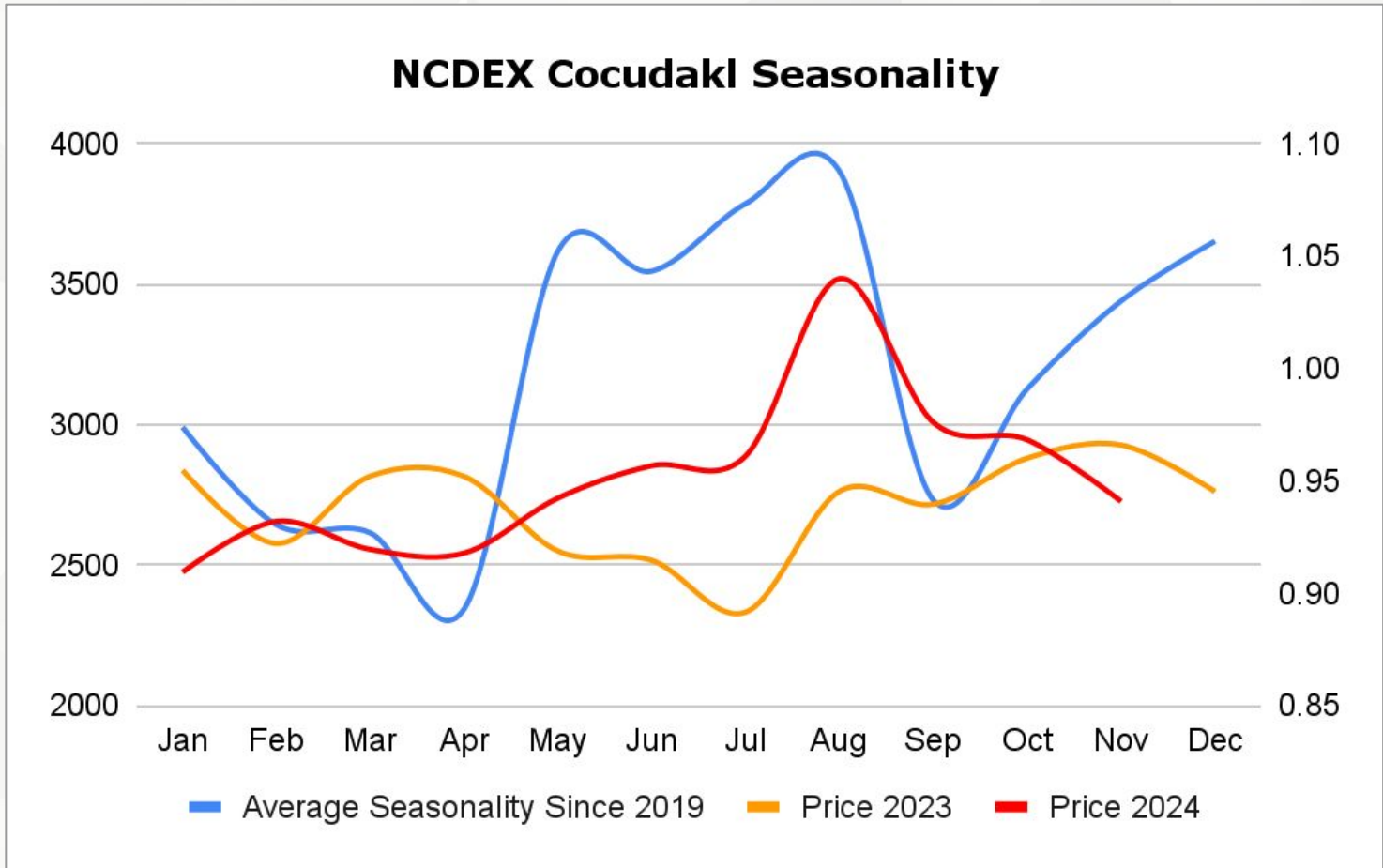
## Technical Chart




**BUY COTWASOIL JAN @ 1175 SL 1165 TGT 1185-1195. NCDEX**

## Trading Levels

Commodity	Expiry	Close	R2	R1	PP	S1	S2
COTWASOIL	20-Jan-25	1,181.80	1215.00	1200.00	1180.00	1165.00	1145.00





## DISCLAIMER

KEDIA ADVISORY

This Report is prepared and distributed by Kedia Stocks & Commodities Research Pvt Ltd. Our SEBI REGISTRATION NUMBER - INH000006156. for information purposes only. The recommendations, if any, made herein are expressions of views and/or opinions and should not be deemed or construed to be neither advice for the purpose of purchase or sale through KSCRPL nor any solicitation or offering of any investment /trading opportunity. These information/opinions/ views are not meant to serve as a professional investment guide for the readers. No action is solicited based upon the information provided herein. Recipients of this Report should rely on information/data arising out of their own investigations. Readers are advised to seek independent professional advice and arrive at an informed trading/investment decision before executing any trades or making any investments. This Report has been prepared on the basis of publicly available information, internally developed data and other sources believed by KSCRPL to be reliable. KSCRPL or its directors, employees, affiliates or representatives do not assume any responsibility for or warrant the accuracy, completeness, adequacy and reliability of such information/opinions/ views. While due care has been taken to ensure that the disclosures and opinions given are fair and reasonable, none of the directors, employees, affiliates or representatives of KSCRPL shall be liable for any direct, indirect, special, incidental, consequential, punitive or exemplary damages, including lost profits arising in any way whatsoever from the information/opinions/views contained in this Report. The possession, circulation and/or distribution of this Report may be restricted or regulated in certain jurisdictions by appropriate laws. No action has been or will be taken by KSCRPL in any jurisdiction (other than India), where any action for such purpose (s) is required. Accordingly, this Report shall not be possessed, circulated and/ or distributed in any such country or jurisdiction unless such action is in compliance with all applicable laws and regulations of such country or jurisdiction. KSCRPL requires such a recipient to inform himself about and to observe any restrictions at his own expense, without any liability to KSCRPL. Any dispute arising out of this Report shall be subject to the exclusive jurisdiction of the Courts in India.

**KEDIA ADVISORY**

**KEDIA STOCKS & COMMODITIES RESEARCH PVT LTD**

Mumbai, India

SEBI REGISTRATION NUMBER - INH000006156

For more details, please contact: +91 93234 06035 / 96195 51022

Email: [info@kediaadvisory.com](mailto:info@kediaadvisory.com)

Regd.Off.: 1, 2, 3 & 4, 1st Floor, Tulip Bldg, Flower Valley Complex, Khadakpada Circle,  
Kalyan-(W), Mumbai-421301